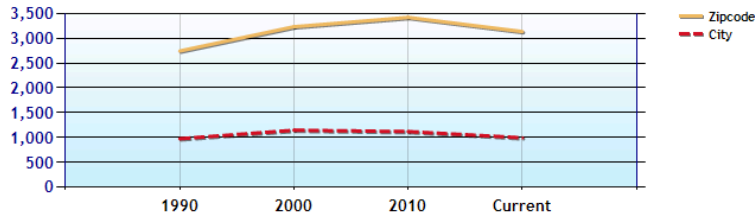


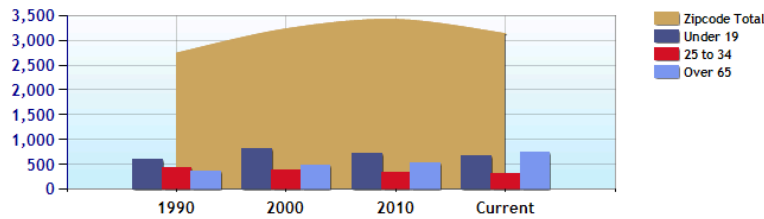
Demographics near Zip Code 21673

	Zipcode	City	County	National
Population	3,137	993	37,790	328,288,910
Population Density	60.7	350.0	140.7	92.9
Percent Male	49.0%	49.0%	48.0%	49.0%
Percent Female	50.0%	51.0%	52.0%	51.0%
Median Age	48.1	41.4	48.4	38.6
People per Househ...	2.5	2.5	2.3	2.6
Median Household ...	\$55,649	\$50,145	\$53,368	\$50,013
Average Income pe...	\$45,138	\$24,996	\$40,077	\$30,709

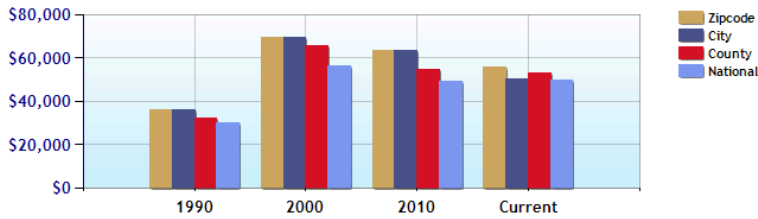
Population - Thirty Year Chart



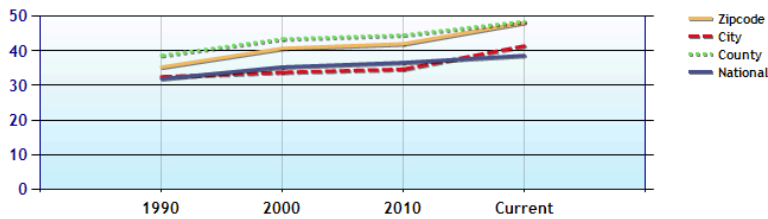
Population Age vs Total Population - Thirty Year Chart



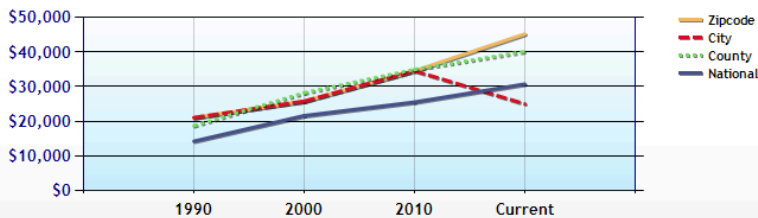
Household Income - Thirty Year Chart



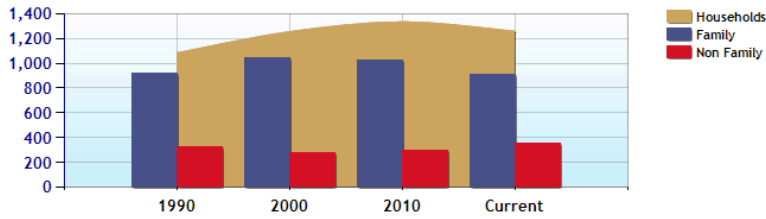
Median Age - Thirty Year Chart



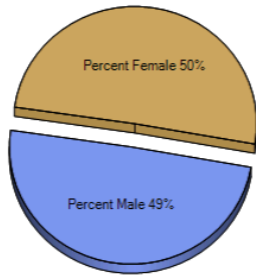
Median Personal Income - Thirty Year Chart



Household Breakdown - Thirty Year Chart



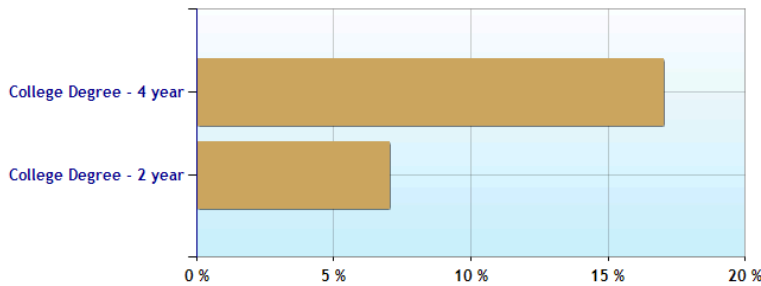
Male/Female Ratio for Zipcode 21673



Education near Zip Code 21673

	Zipcode	City	County	National
College Degree - ...	7.0%	7.0%	7.0%	8.0%
College Degree - ...	17.0%	10.0%	19.0%	19.0%

Degree Analysis for Zipcode 21673



The data included herein is a compilation of many disparate datasets obtained from various sources and compiled by Real Estate Digital. [Complete list of data sources](#). We use our best efforts to present the most accurate and up-to-date information, but we are not responsible for the results of any defects that may be found to exist, or any lost profits or other consequential damages that may result from such defects. You should not assume that this content is error-free or that it will be suitable for the particular purpose that you have in mind when using it. The owner and operator of the website that displays this data makes no warranty or representation of any kind with respect to the completeness or accuracy of the information included herein.